

BYD



BYD SEALION 7

Electric Performance SUV



Dynamic water drop tail lamps



"OCEAN X" Design



23000
RPM Motor Speed



230 kW
DC Fast Charging



215 km/h
Top Speed



4.5 s
Acceleration 0-100 km/h

Blade Battery


Passed the nail penetration test

iTAC System

intelligence Torque Adaption Control System

CTB Technology

Cell-to-body technology



15.6" Rotating centre screen



Multifunctional Nappa leather seats



Spacious trunk
Front: 58 L Rear: 520/1,789 L



BYD SEALION 7 Specification

● Standard ○ Optional — Not Available

Exterior	Comfort	Design AWD	Excellence AWD
Metallic paint	●	●	●
LED headlights, automatic on/off	●	●	●
LED daytime running lights	●	●	●
Follow me home (The headlights turned on in advance/delayed off function)	●	●	●
Dynamic welcome light	●	●	●
High Beam Assistant (HMA)	●	●	●
Cornering lights	●	●	●
Exterior mirror footlights	●	●	●
Exterior mirror turn signal lights	●	●	●
LED taillights	●	●	●
Dynamic turn signal light	●	●	●
LED multi-colour charging indicator	●	●	●
Rear fog lights	●	●	●
Panoramic roof, electrically adjustable sunshade	●	●	●
Electric tailgate, kick to open function	●	●	●
19" Bi-colour alloy wheels	●	—	—
20" Bi-colour alloy wheels	—	●	●
235/50 R19 & 255/45 R19 tyres	●	—	—
245/45 R20 tyres	—	●	●
Exterior mirrors, electrically adjustable, electrically folding, heated, reverse auto-tilt, position memory	●	●	●
Front windscreen and front windows, UV protection, thermal insulation, soundproofing	●	●	●
Front windscreen, rain-sensing wipers, defogging, defrosting	●	●	●
Rear windows, UV protection, thermal insulation, privacy glass	●	●	●
Rear windscreen, privacy glass	●	●	●
Rear windscreen, heated, defogging, defrosting	●	●	●

Interior	Comfort	Design AWD	Excellence AWD
Multi-function steering wheel , leather, heated	●	●	●
Vegan leather seats	●	●	—
Leather seats	—	—	●
Driver seat, electrically adjustable, 8 ways, position memory	●	●	●
Driver seat, ventilated, heated, memorized adjustment	●	●	●
Driver seat, integrated headrest	●	●	●
Driver seat, electric lumbar support, 4 ways	●	●	●
Driver seat, electric leg support	●	●	●
Driver seat, 2 x file pockets	●	●	●
Front passenger seat, electrically adjustable, 6 ways	●	●	●
Front passenger seat, ventilated, heated	●	●	●
Front passenger seat, integrated headrest	●	●	●
Front passenger seat, 2 x file pockets	●	●	●
Rear seats, heated	●	●	●
Rear seats, manually adjustable headrest	●	●	●
Rear seats, backrest angle manually adjustable	●	●	●
Split folding rear seats, 40:60	●	●	●
Dual-zone climate control	●	●	●
Ambient lighting, multi-colour	●	●	●
Boot light	●	●	●
Front seat footlights, multi-colour	●	●	●
Centre console light	●	●	●
Glove box light	●	●	●
LED four door lights	●	●	●
LED front reading lights	●	●	●
LED rear side reading lights	●	●	●
Auto-dimming rear view mirror	●	●	●
4 x One-click lift window, anti-pinch	●	●	●
Front seat sun visors with illuminated mirror	●	●	●
Dual-zone climate control	●	●	●
Rear air vents	●	●	●
PM2.5 air purification system	●	●	●
Negative-ion generator	●	●	●

Interior	Comfort	Design AWD	Excellence AWD
12V power output	●	●	●
Front centre armrest, 2 cupholders	●	●	●
Rear armrest, 2 cupholders	●	●	●

Communications and In-Car Entertainment	Comfort	Design AWD	Excellence AWD
10.25" Full TFT LCD instrument panel	●	●	●
15.6" Electrically rotatable touchscreen	●	●	●
DAB & FM	●	●	●
In-car WIFI hotspot	●	●	●
Dynaudio® sound system, 12 speakers	●	●	●
Head-up Display (HUD)	—	—	●
Navigation ¹	●	●	●
Intelligent voice control - "Hi, BYD", quad-zone voice control	●	●	●
Onboard 4G connectivity	●	●	●
Cloud service - BYD APP	●	●	●
Front USB ports, 1 x 18W Type C, 1 x 60W Type C	●	●	●
Rear USB ports, 1 x 18W Type C, 1 x 60W Type C	●	●	●
Smartphone wireless charging, 1 x 50W	●	●	●
Android Auto™ & Apple CarPlay ²	●	●	●

1.The Navigation system includes a 3-year free-trial subscription, initial activation of the Navigation service will be implemented when first using the app for live navigation services. The Navigation system is not available in all languages or countries. Please contact your local dealers for updates to check language and country availability.

2. Apple CarPlay is a trademark of Apple Inc., registered in the U.S. and other countries. Please check Apple CarPlay's available regions at www.apple.com/ios/feature-availability/#apple-carplay.

Android and Android Auto are trademarks of Google LLC. Please check Android Auto's available regions at g.co/androidauto/requirements.

To wirelessly use Android Auto on your car display, you need a compatible Android smartphone with an active data plan. You can check which smartphones are compatible at g.co/androidauto/requirements.

To use Android Auto on your car display, you'll need an Android phone running Android 8 or higher, an active data plan, and the Android Auto app.


Safety	Comfort	Design AWD	Excellence AWD
Driver's airbag	●	●	●
Front passenger's airbag	●	●	●
Front passenger's airbag, deactivation switch	●	●	●
Front centre airbag	●	●	●
Front and rear side airbags	●	●	●
Side curtain airbags	●	●	●
Pre-tensioned and height adjustable front seat belts	●	●	●
Pre-tensioned rear seat belts	●	●	●
Front and rear seats unbelted alarm	●	●	●
ISOFIX and i-Size, front passenger and outer rear seats	●	●	●
Tyre Pressure Monitoring System (TPMS)	●	●	●
Child Presence Detection (CPD)	●	●	●
Electronic child safety lock	●	●	●
Emergency call	●	●	●

Driving Assistance	Comfort	Design AWD	Excellence AWD
Parking radars, front and rear	●	●	●
360° view camera	●	●	●
Adaptive Cruise Control (ACC)	●	●	●
Traffic Sign Recognition (TSR)	●	●	●
Intelligent Speed Limit Control (ISLC)	●	●	●
Forward Collision Warning (FCW)	●	●	●
Rear Collision Warning (RCW)	●	●	●
Front Cross Traffic Alert (FCTA) & Front Cross Traffic Brake (FCTB)	●	●	●
Rear Cross Traffic Alert (RCTA) & Rear Cross Traffic Brake (RCTB)	●	●	●
Lane Departure Warning (LDW)	●	●	●
Emergency Lane Keeping Assist (ELKA)	●	●	●
Lane Centring Control (LCC)	●	●	●
Intelligent High beam control (IHBC)	●	●	●
Automatic Emergency Braking (AEB)	●	●	●
Door Opening Warning (DOW)	●	●	●
Blind Spot Detection (BSD)	●	●	●
Direct Driver Fatigue Management (DFM)	●	●	●
Driver distraction warning (DDW)	●	●	●
Electronic stability control (ESC)	●	●	●
Intelligent Power Brake System (IPB)	●	●	●
Hydraulic Brake Assist (HBA)	●	●	●

Driving Assistance	Comfort	Design AWD	Excellence AWD
Traction Control System (TCS)	●	●	●
Controller Deceleration Parking (CDP)	●	●	●
Vehicle Dynamics Control (VDC)	●	●	●
Electronic Brake Distribution (EBD)	●	●	●
Hill Hold Control (HHC)	●	●	●
Electric Parking Brake (EPB)	●	●	●
Auto Hold	●	●	●

Convenience & Efficiency	Comfort	Design AWD	Excellence AWD
Appointment charging function ³	●	●	●
Vehicle-to-Load (V2L) function	●	●	●
Driving modes: Eco, Comfort, Sport, Snow	●	●	●
Front boot	●	●	●
2 x Smart key & 1 x NFC key	●	●	●
Keyless entry & keyless start	●	●	●
Heat pump	●	●	●
11kW On-Board Charger (OBC)	●	●	●
Easy Access Mode	●	●	●


Paint Colour Options ⁴	Comfort	Design AWD	Excellence AWD
Atlantis grey	●	●	●
Polar white	○	○	○
Space black	○	○	○
Indigo grey	○	○	○




Atlantis grey



Polar white



Space black



Indigo grey

Interior Colour Options ⁴	Comfort	Design AWD	Excellence AWD
Black	●	●	●
Tahiti blue	●	—	●



Black



Tahiti blue

3. The appointment charging function is only available in areas with 'Cloud Service - BYD APP'

4. Please contact your local dealer for available exterior and interior colour combination options.

Dimensions (mm)



Technical Data

Battery	Comfort	Design AWD	Excellence AWD
Battery type	BYD Blade Battery (LFP)		
Battery capacity (kWh)	82.5	82.5	91.3
Nominal voltage (V)	550.4	550.4	537.6

WLTP Range & Consumption ^{5, 6}	Comfort	Design AWD	Excellence AWD
Electric range - combined (km)	482	456	502
Electric range - city (km)	630.6	600.1	615.7
Consumption -combined (wh/km)	199.0	214.0	219.0
Consumption - city (wh/km)	152.1	162.6	178.6
CO ₂ Emissions - combined (g/km)	0		

Charging ⁷	Comfort	Design AWD	Excellence AWD
Charging port	CCS2		
Max. AC charging power	11kW		
AC charging time (7kW 1-phase) 0-100%	13.5h	13.5h	14.9h
AC charging time (11kW 3-phase) 0-100%	8.6h	8.6h	9.6h
Max. DC charging power	150kW	150kW	230kW
DC charging time SOC 10%-80%	32	32	24
DC charging time SOC 30%-80%	24	24	18

5. Power consumption is calculated in accordance with Regulation (EU) 2017-1151.

6. The WLTP range and consumption values are obtained under standard EU test conditions, according to the uniform provisions concerning the approval of motor vehicles with regard to the emissions based on the new World Harmonized Light Vehicle Test Procedure (WLTP). The actual range and energy consumption figures may vary due to a number of factors such as weather conditions, traffic situation, vehicle load and driving behaviours.

7. Charging times and charging speed may vary due to different factors such as battery temperature, specs of charging infrastructure, state of charge. A CCS2 DC charger with the output higher than 750V and 400A, as well as the suitable ambient temperature (25°C) with SOC below 40% are required to achieve the maximum charging speed.

Driving Performance	Comfort	Design AWD	Excellence AWD
Electric motor type	Rear: Permanent Magnet Synchronous Motor	Front: Asynchronous motor Rear: Permanent magnet synchronous motor	
Drive type	RWD	AWD	AWD
Max. power (kW)	230	390	390
Max. torque (N•m)	380	690	690
Acceleration 0-100km/h (s)	6.7	4.5	4.5
Top speed (km/h)	215	215	215
Front suspension	Double wishbone Frequency variable damping shock absorber		
Rear suspension	Multi-link Frequency variable damping shock absorber		
Brakes	Front fixed callipers with perforated ventilated brake disc	Front fixed callipers with perforated ventilated brake disc Exclusive red callipers	

Vehicle Weight & Capacity	Comfort	Design AWD	Excellence AWD
Kerb weight (kg)	2225	2340	2435
Gross vehicle weight (kg)	2635	2750	2845
Max. roof load (kg)	75	75	75
Max. towing capacity (unbraked, kg)	750	750	750
Max. towing capacity (braked, kg)	750	1500	1500
Min. turning radius (m)	5.85	5.85	5.85
Front boot volume (L)	58	58	58
Boot volume (L)	520	520	520
Boot volume - seats up/down (L)	1789	1789	1789

Dimensions (mm)	Comfort	Design AWD	Excellence AWD
Length	4830	4830	4830
Width	1925	1925	1925
Width with extended exterior mirror	2189	2189	2189
Height	1620	1620	1620
Wheelbase	2930	2930	2930
Front track	1660	1660	1660
Rear track	1660	1660	1660
Ground clearance (unladen)	157	163	160
Ground clearance (fully laden)	140	140	140